





DISTRESSED RESIDENTIAL PROPERTIES - ALL AREAS

 = 100 Non-Distressed Properties

 = 100 Short Sales

 = 100 Bank Owned




Q1-Q2
2011
NEW LISTINGS
(34,700)

Q1-Q2
2011
SALES
(16,400)

2011
NEW LISTINGS

Q1
(16,700)

Q2
(18,000)



2011
SALES

Q1
(6,800)

Q2
(9,500)



NON-DISTRESSED
PROPERTIES

SHORT SALES

BANK OWNED